



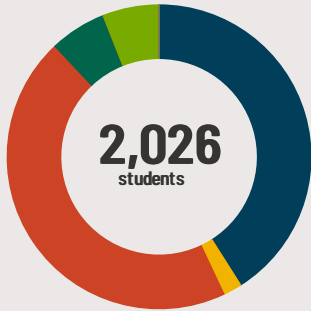
Mundelein Cons High School

1350 W Hawley St Mundelein, IL 60060 (847)949-2200

Grades: 9 - 12
District: Mundelein Cons HSD 120

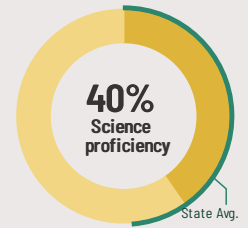
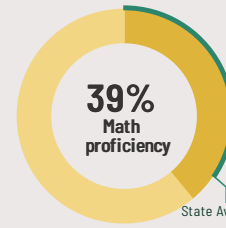
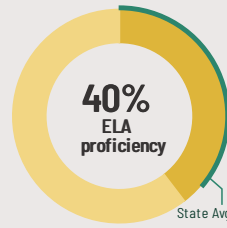
Principal: Dr. Anthony Kroll
Superintendent: Dr. Kevin Myers

Fast Facts



Student Characteristics

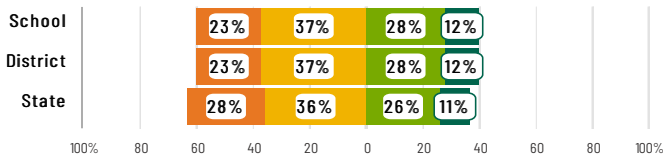
White	41%
Black	2%
Hispanic	45%
Asian	6%
American Indian	0%
Two or More Races	6%
Pacific Islander	0%
Low Income	29%
English Learners	7%
With IEPs	15%
With Disabilities	-
Homeless	0%



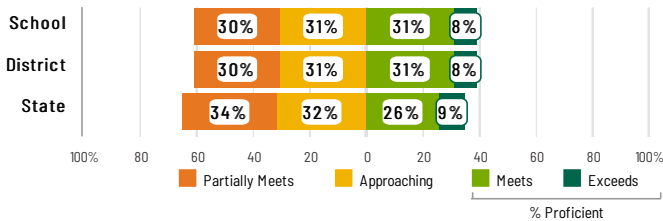
Academic Success

High school students take the SAT in English Language Arts and Math. The display shows SAT ELA & Math results in four performance levels.

English Language Arts



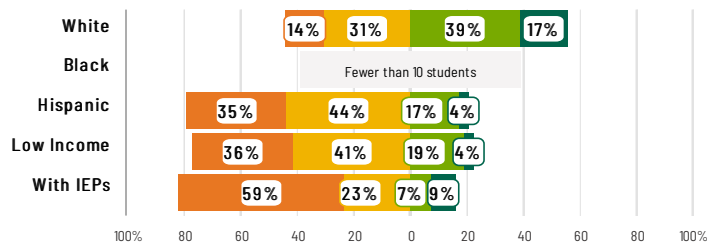
Mathematics



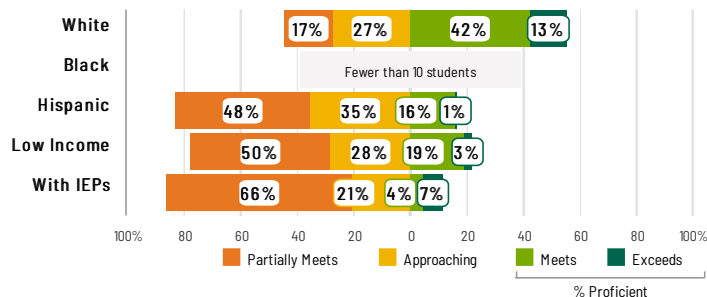
Success by Student Group

This display shows SAT ELA & Math performance levels for each student group. No data is shown for groups with fewer than 10 students.

English Language Arts



Mathematics



School Environment



The **5Essentials Survey** allows students in grades 6-12 and all teachers to share their perspectives on essential conditions for learning. The anonymous survey consists of 5 components.

- Most implementation
- More implementation
- Average implementation
- Less implementation
- Least implementation
- Not Applicable/Low Response

Response Rates

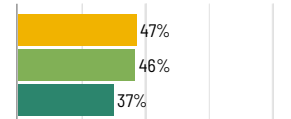
Students	85%
Teachers	83%

- Less** Effective Leaders
Do principals and teachers implement a shared vision for success?
- Average** Collaborative Teachers
Do teachers collaborate to promote professional growth?
- Average** Ambitious Instruction
Are classes challenging and engaging?
- Average** Supportive Environment
Is the school safe, demanding, and supportive?
- Average** Involved Families
Does the entire staff build strong external relationships?

College Readiness

Early College Coursework

Students taking early college coursework in grades 10, 11, and 12



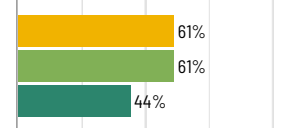
Postsecondary Enrollment

Students who enroll at colleges and universities



Community College Remediation (lower is better)

Students enrolled in Illinois community colleges who require remedial coursework



Graduation Rate

Percentage of students who graduated within 4 years



0% 25 50 75 100%
School District State



Mundelein Cons High School

School Highlights

Academic Courses

26 AP courses, dual enrollment through CLC, 2 manufacturing co-operatives, earned honors options, and participation in Lake County Tech Campus HS, electives in all subject areas, 2 world languages (Spanish & French) See more: www.d120.org/academics/course-guide/

Physical Education, Health and Wellness

Aquatics, Strength & Conditioning, Adventure Education, Team Sports, Lifeguarding, Adaptive PE, Individual Sports, Group Fitness, Drivers' Education, Health Education Courses See more: www.d120.org/academics/course-guide/

Other Programs and Activities

Universidad de Padres, Operation Click, Education and Business Partnership, STAND UP Coalition, Art Club, Poetry Workshops, 45 after school student clubs See more: www.d120.org/activities/

School Awards

Home of Golden Apple winner Sara Blair Winter-Rosenberg, 2019. #93 Best High Schools in Illinois - U.S. News and World Report 2019. Overall Niche Grade of "A"

Career Development Courses and Programs

MHS offers a variety of career development opportunities: internships, job shadowing, and career explorations (developmental guidance, career panels, mock interviews). All MHS coursework is aligned to the 16 national career clusters through Programs of Study. See more: www.d120.org/academics/course-guide/

Athletics

MHS has 31 varsity sports for boys and girls. In addition, MHS offers intramural soccer, basketball, volleyball, and football. See www.d120.org/athletics/

School Personnel Resources

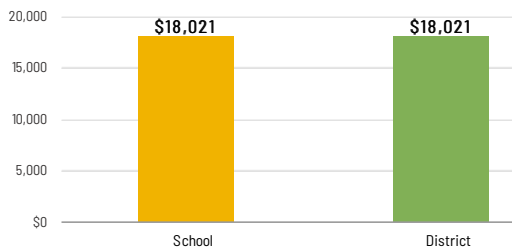
MHS is a comprehensive high school offering a full selection of services for students and families. We have 140 certified staff (8 counselors, 123 teachers, 3 nurses, 3 psychologists, 5 social workers, and 2 speech pathologist), 17 building and district administrators, and 68 support staff including aides, secretaries, security, and technology.

Facilities

MHS opened the new STEM Center in August 2016 housing 25 classrooms including a STEM lab, Project Lead the Way lab, new science labs, classrooms with collaboration spaces, and a 21st Century Business Incubator classroom.

School-Level Finance

The Every Student Succeeds Act requires LEAs to report school-level expenditure data, beginning with School Year 18-19 data. LEAs are required to report actual personnel and non-personnel expenditures of both site-specific and district centralized expenditures. Expenditures are shown at the site level and must be disaggregated by source of funds (federal vs. state/local). These data are self-reported and may differ from AFR data.



Educator Measures

This school has had **1 principal(s)** over the past 6 years. In the last three years, an average of **94% of teachers** return to this school each year.

Student Attendance and Mobility

Attendance Rate

Rate at which students are present at school, not including excused or unexcused absences



Chronic Absenteeism

Percentage of students who miss 10% or more of school days per year either with or without a valid excuse



Student Mobility

Percentage of students who transfer in or out of the school during the school year, not including graduates



Teacher Retention

Percentage of full time teachers who return to the same school year to year



0% 25 50 75 100% School District State

FOR MORE INFORMATION

Visit IllinoisReportCard.com to see additional details about each item of information for this school. There you will find charts spanning multiple years, detailed explanations, resources, more of the school's programs and activities, and powerful tools that let you dig deeper into data.

Most of this data has been collected by ISBE from school districts through data systems. Some information, such as the School Highlights, is entered directly by principals and can be updated throughout the year.