







MUSTANG CHARCOAL

PANTONE: 447

PROCESS: C0, M0, Y0, K90


DIGITAL: R65, G64, B66

WEB: #414042





The Mundelein seal should be surrounded by a field of clearspace to isolate them from competing graphic elements and ensure their visibility and impact. The clearspace minimum is equal to the X shown for each mark. Please note that clearspace is not the same as whitespace.



The Mundelein seal can appear in a variety of sizes to accommodate a range of applications, but it should not be sized so small that it becomes illegible. Please follow the recommended minimum sizes at the right.



Incorrect use of the Mundelein seal compromises its integrity and effectiveness. Care should be taken to ensure correct and consistent mark use in every application. Some common misuses of the marks are shown here.

Although these examples do not represent every misuse, they do indicate areas to double-check. To ensure correct reproduction, please use the approved electronic artwork and follow the guidelines within this document.



SQUISH

Never alter the proportions of any of the marks.



SHADOWS

Do not add drop shadows or other filters to logos.



EMBOSS

Do not add embossing or other filters to logos.




COLOR

Never alter the approved color designs.




REVERSE

Do not reverse the logos for dark colors. Use the correct version.



TILT

Avoid tilting the logos.



SCREEN

Do not screen the logos or alter the color percentages.



CROP

Do not crop or cut off parts of the logos




**MUSTANG RED**

PANTONE: 186
PROCESS: C13, M100, Y100, K4
DIGITAL: R204, G32, B39
WEB: #CC2027

**MUSTANG CHARCOAL**

PANTONE: 447
PROCESS: C0, M0, Y0, K90
DIGITAL: R65, G64, B66
WEB: #414042

**MUSTANG LITE GRAY**

PANTONE: COOL GRAY1
PROCESS: C5, M7, Y0, K7
DIGITAL: R184, G194, B192
WEB: #DDD9E4

**MUSTANG DARK GRAY**

PANTONE: 443
PROCESS: C47, M39, Y36, K0
DIGITAL: R146, G146, B150
WEB: #929296

**MUSTANG WHITE**

PANTONE: WHITE
PROCESS: C0, M0, Y0, K0
DIGITAL: R255, G255, B255
WEB: #FFFFFF

















MUNDELEIN
HIGH SCHOOL



MUNDELEIN
HIGH SCHOOL





MUNDELEIN
HIGH SCHOOL

MUNDELEIN



HIGH SCHOOL



MUNDELEIN
HIGH SCHOOL

MUNDELEIN



HIGH SCHOOL



MUNDELEIN
HIGH SCHOOL



MUNDELEIN
HIGH SCHOOL
























The Mundelein marks and logotypes should be surrounded by a field of clearspace to isolate them from competing graphic elements and ensure their visibility and impact. The clearspace minimum is equal to the X shown for each mark. Please note that clearspace is not the same as whitespace.





The Mundelein Logos can appear in a variety of sizes to accommodate a range of applications, but it should not be sized so small that it becomes illegible. Please follow the recommended minimum sizes at the right.



Incorrect use of the Mundelein Mustangs marks compromises its integrity and effectiveness. Care should be taken to ensure correct and consistent mark use in every application. Some common misuses of the marks are shown here.

Although these examples do not represent every misuse, they do indicate areas to double-check. To ensure correct reproduction, please use the approved electronic artwork and follow the guidelines within this document.

The examples shown go for all approved Mundelein marks.



SQUISH

Never alter the proportions of any of the marks.



SHADOWS

Do not add drop shadows or other filters to logos.



EMBOSS

Do not add embossing or other filters to logos.



COLOR

Never alter the approved color designs.



REVERSE

Do not reverse the logos for dark colors. Use the correct version.




DARK BACK

Use the appropriate logos for the background it is being placed.



TILT

Avoid tilting the logos.



SCREEN

Do not screen the logos or alter the color percentages.



CROP

Do not crop or cut off parts of the logos.

Montserrat and Droid are approved fonts for all publications and documents. These are the preferred fonts but if needed others may be used within documents but not to alter logos or branded marks.

Montserrat may be used in Headlines, art fonts and body copy as needed.

Droid may be used in body copy and section headlines as needed.

HEADLINE AND ART FONT

MONTSERRAT

ABCDEFGHIJKLMNOPQRSTUVWXYZ
abcdefghijklmnopqrstuvwxyz
1234567890

MONTSERRAT BOLD

ABCDEFGHIJKLMNOPQRSTUVWXYZ
abcdefghijklmnopqrstuvwxyz
1234567890

BODY COPY FONT

DROID SERIF | REGULAR AND BOLD

ABCDEFGHIJKLMNOPQRSTUVWXYZ
abcdefghijklmnopqrstuvwxyz
1234567890

ABCDEFGHIJKLMNOPQRSTUVWXYZ
abcdefghijklmnopqrstuvwxyz
1234567890

DROID SERIF ITALIC | REGULAR AND BOLD

ABCDEFGHIJKLMNOPQRSTUVWXYZ
abcdefghijklmnopqrstuvwxyz
1234567890

ABCDEFGHIJKLMNOPQRSTUVWXYZ
abcdefghijklmnopqrstuvwxyz
1234567890